

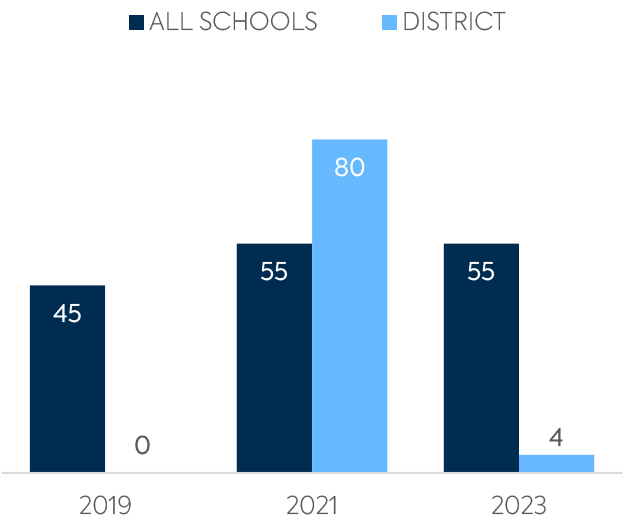
PROVO CITY SCHOOL DISTRICT

DISTRICT FACTS

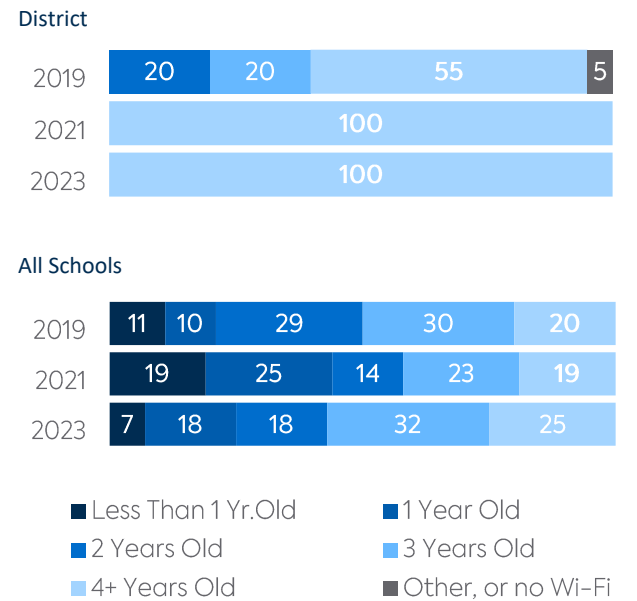
ENROLLMENT.....	13,753
NUMBER OF SCHOOLS.....	23
ESTIMATED % OF STUDENTS WITH INADEQUATE HOME INTERNET SERVICE.....	1.8%
% OF STUDENTS RECEIVING REMOTE INTERNET ACCESS SOLUTIONS OR SERVICE.....	1%

WI-FI NETWORK COVERAGE

Schools Where All Educational Spaces Have Wi-Fi Access (%)



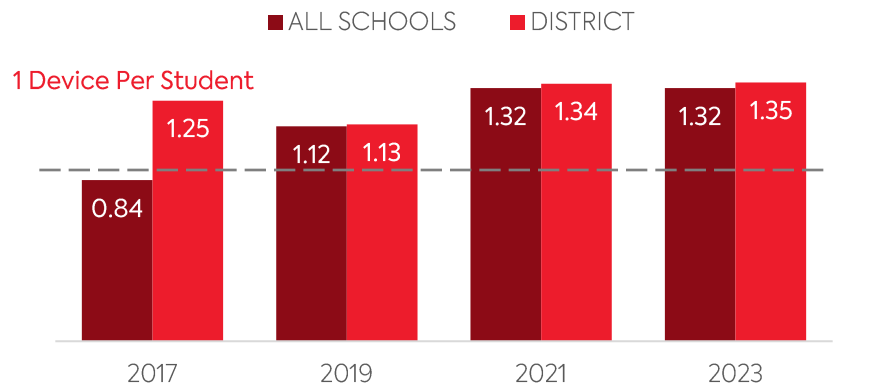
AGE OF WI-FI ACCESS POINTS (%)



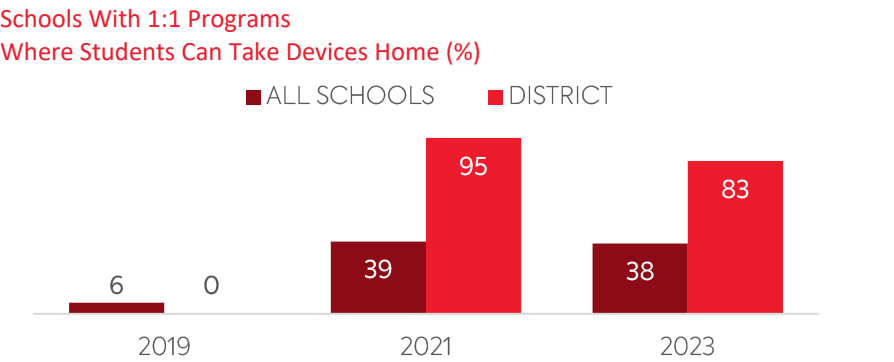
COMPUTING DEVICES USED IN SCHOOLS

	Student Use	Teacher/ Admin Use	Change in the # of Devices Since 2017	Percent Change Since 2017	Percent Change in All Schools
DESKTOPS   WINDOWS OS	781	8	-470	-37%	-46%
LAPTOPS   WINDOWS OS	107	62	-20	-11%	99%
DESKTOPS   MAC	494	25	-2,094	-80%	-43%
LAPTOPS   MAC	309	1,014	-756	-36%	-3%
CHROMEBOOKS   GOOGLE	14,434	95	4,285	42%	124%
TABLETS   WINDOWS	2	2	4	N/A	125%
TABLETS   ANDROID	0	0	0	N/A	-27%
TABLETS   IOS	2,407	432	-260	-8%	21%
OTHER DEVICES	15	0	15	N/A	-90%
<b>ALL COMPUTING DEVICES</b>	<b>18,549</b>	<b>1,638</b>	<b>704</b>	<b>4%</b>	<b>53%</b>

COMPUTING DEVICES PER STUDENT



MOBILE DEPLOYMENT



FULL-TIME EQUIVALENT (FTE) TECHNICAL SUPPORT STAFF IN UTAH SCHOOLS

