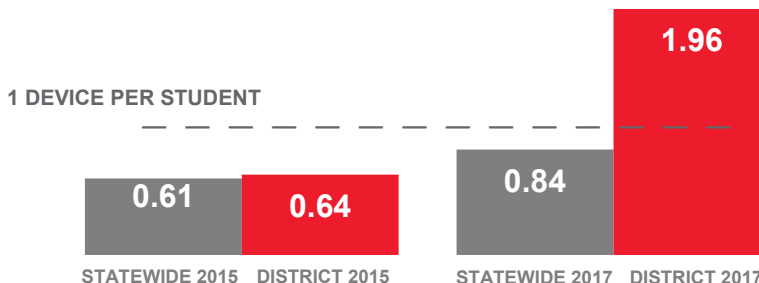


GRAND COUNTY SCHOOL DISTRICT

DISTRICT FACTS

Population	9,742
Student Body Size	730
Number of Schools	3
Urban or Rural	Rural
Median Household Income	\$43,575
Poverty Rate	16.7%
Free Reduced Lunch Eligible	43.2%

COMPUTING DEVICES PER STUDENT



2017

0.88 Access Points Per Classroom

Compared to 0.82 Statewide

2015

0.23 Access Points Per Classroom

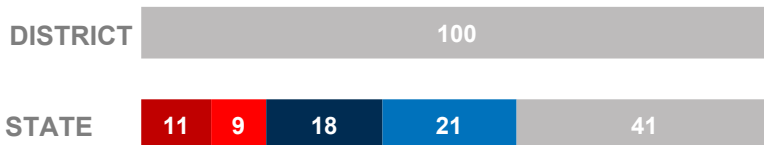
Compared to 0.58 Statewide

COMPUTING DEVICES USED IN SCHOOLS


	Student Use	Teacher/ Admin Use	Change in the # of Devices Since 2015
Desktops Windows OS	305	180	-47
Laptops Windows OS	105	15	-93
Desktops Mac	24	0	14
Laptops Mac	0	2	2
Chromebooks Google	950	0	611
Tablets Windows	0	0	0
Tablets Android	40	0	40
Tablets IOS	10	30	21

AGE OF NETWORKING GEAR IN SCHOOLS

AVERAGE AGE OF WIRED GEAR (%)



AVERAGE AGE OF WIRELESS GEAR (%)



■ Less Than 1 Yr. Old ■ 1 Year Old ■ 2 Years Old
■ 3 Years Old ■ 4+ Years Old ■ Unknown

Optimal AP distribution is best determined through proper wireless engineering. The ratio of APs to classrooms will vary according to the characteristics of the equipment and school construction.